

iSP
Technologies

ACTIVE SERIES



BASS VECTOR 115
ACTIVE/PASSIVE SPEAKER SYSTEM
OWNERS MANUAL

INTRODUCTION

ISP Technologies presents its newest edition to the rapidly growing Bass Vector family. Now you can get the same great Bass Vector performance, in a smaller and more compact package! Combining the low frequency extension that only an 15" driver can achieve with the natural, extended (but not brittle) highs of dual 8" drivers, the Bass Vector 115 cabinet achieves a balance of depth, impact, and definition that makes 4x10's sound lifeless in comparison!

Available in active and passive versions, a single active cabinet delivers 600 watts to its speakers. When an additional passive cabinet is connected, the amplifier delivers a total of 1000 watt RMS to the two cabinets. The total system power can be further increased by adding additional active and passive cabinets. There is a limit of one passive cabinet per active cabinet.

The ISP Beta Bass Preamplifier is the ideal 'head' for the system, or the active cabinet can be used with other bass heads when driven from their line output, and the passive cabinet can be driven from virtually any powered bass head.

The high performance 15" driver is complemented by an advanced cabinet design featuring optimum volume and a large, deep tuned port. This helps to minimize the non-linear behavior and reduced low frequency output that small ports produce. The cabinet is tour grade, with Baltic Birch plywood construction, dadoed joints, extremely durable rubberized polyurethane finish, metal handle, and casters.

PRECAUTIONS

NOTE: IT IS VERY IMPORTANT THAT YOU READ THIS SECTION TO PROVIDE YEARS OF TROUBLE FREE USE. THIS UNIT REQUIRES CAREFUL HANDLING.

All warnings on this equipment and in the operation instructions should be adhered to and all operating instructions should be followed.

Do not use this equipment near water. Care should be taken so that objects do not fall onto and liquids are not spilled into the unit through any openings.

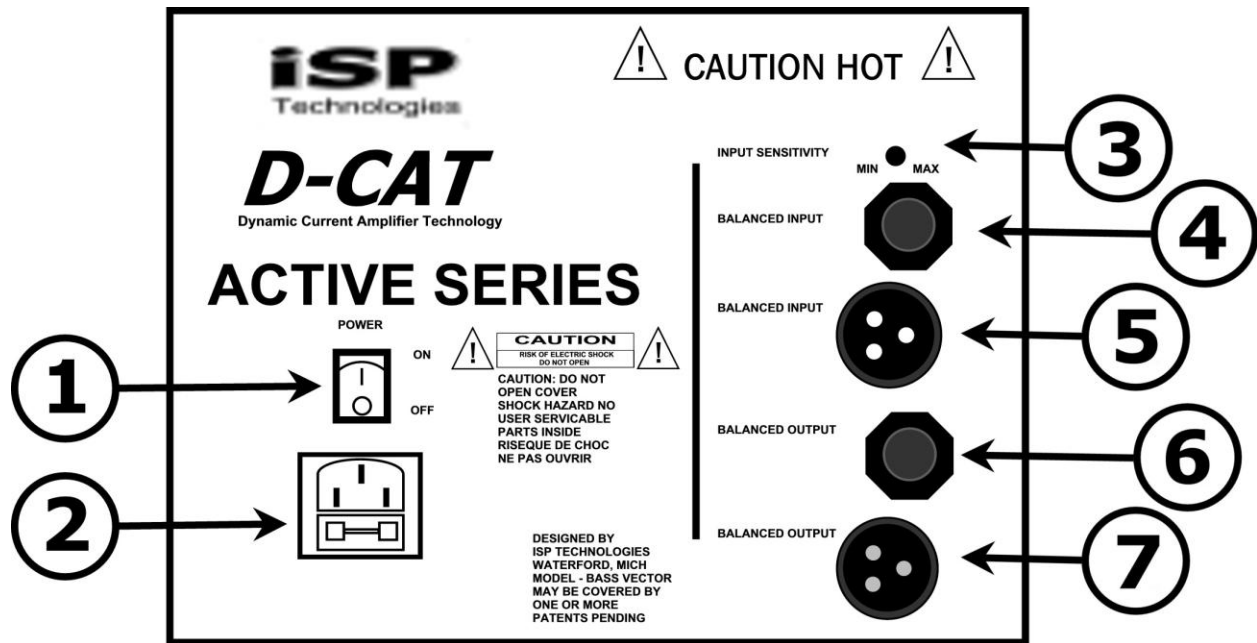
The power cord should be unplugged from the outlet when the unit is left unused for a long period of time.

DO NOT ATTEMPT TO SERVICE THIS EQUIPMENT. THIS EQUIPMENT SHOULD BE SERVICED BY QUALIFIED SERVICE PERSONNEL ONLY. DO NOT MAKE ANY INTERNAL ADJUSTMENTS OR ADDITIONS TO THIS EQUIPMENT AT ANY TIME. DO NOT TAMPER WITH INTERNAL ELECTRONIC COMPONENTS AT ANY TIME. FAILURE TO FOLLOW THESE INSTRUCTIONS WILL VOID THE WARRANTY OF THIS EQUIPMENT, AND MAY CAUSE A SHOCK HAZZARD.

POWER REQUIREMENTS

This unit requires connection to a 120-volt AC outlet. Do not cut or disconnect the ground pin on the power cord. Do not attempt to connect this unit to any power source other than the specified 120VAC.

BASS VECTOR 115 CABINET BACK PANEL CONNECTIONS



1. POWER JACK

This switch controls the power to the amp module. This switch has only two positions up is on and down is off.

2. POWER INLET MODULE

This module provides a connection for the power cord and also houses the main fuse. (See the fuse replacement section)

3. INPUT SENSITIVITY

This control determines the overall input level of the signal to the power amp of the bass vector. This will not affect the level of the signal passing through the output connectors.

4. BALANCED 1/4 INPUT

This jack provides an input for balanced or unbalanced line level signal source.

5. BALANCED XLR INPUT

This female connector provides an input for balanced line level signal source.

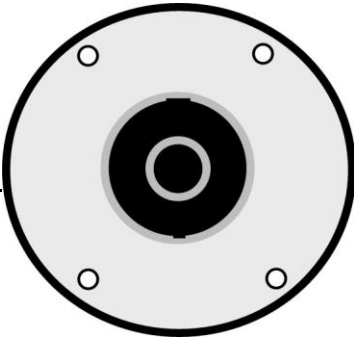
6. BALANCED 1/4 OUTPUT

This jack provides a balanced loop through for connecting to additional powered cabinets.

7. BALANCED XLR OUTPUT

This male connector provides a balanced loop through for connecting to additional powered cabinets.

SPEAKON CONNECTOR



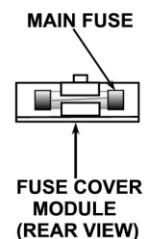
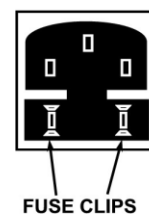
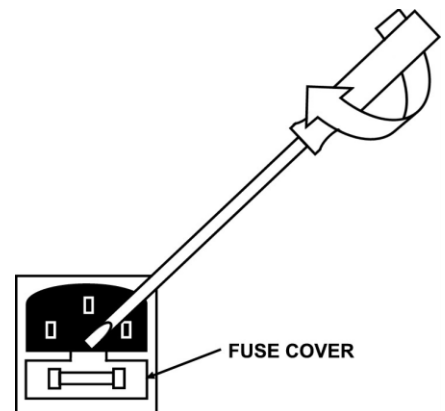
This speakon connector can be found on the back panel of the Bass Vector Passive cabinets. Connect to the corresponding Neutrik speakon connector of the Bass Vector Active cabinets.

FUSE REPLACEMENT

1. Use a small screwdriver as shown to slide the fuse cover out from the power inlet module. The fuse can be found inside the fuse cover module after it is pulled out.

NOTE: A SMALL COMPARTMENT IS ALSO PROVIDED WITHIN THE FUSE COVER MODULE FOR STORING A SPARE FUSE.

2. After replacing the fuse with another of identical specifications, push the fuse cover module fully back into place, ensuring that the fuse has snapped onto the fuse holder inside the power inlet module.



BASS VECTOR 115 SPECIFICATIONS

LF DRIVER:	1 X 15 inch, large excursion, 450 watt RMS.
HF DRIVERS:	2 x 8 inch, high sensitivity, 250 watt RMS.
SENSITIVITY:	98dB @ 100 Hz, 102dB @ 1KHz (1 watt at 1 meter).
SPL:	125dB @ 1 meter, long term. (128dB <u>PRO VERSION</u>) 129dB @ 1 meter, peak. (132dB <u>PRO VERSION</u>)
FREQUENCY RANGE:	35Hz to 5KHz (-10dB).
FREQUENCY RESPONSE:	45Hz to 4KHz (+-3dB).
AMPLIFIER POWER:	1000 watt RMS, high current DCAT, fan cooled.
REQUIRED POWER:	5 amps x 120 VAC typical, 10 amps max.
CONSTRUCTION:	Baltic Birch plywood extensively braced.
FINISH:	Rubberized Polyurethane.
DIMENSIONS:	30"W x 19.25"H x 18.75"D (without casters).
WEIGHT:	Active: 104 lbs., Passive: 89 lbs.

WARRANTY AND SERVICE

The Internal Circuitry is fully guaranteed to be free of defects under normal use and service for a period of three years from the date of purchase. The Speakers and Cabinet that are used in this product are fully guaranteed to be free of defects in parts and labor (including speakers) under normal use and service for a period of 3 years.

Any damage resulting from the misuse or the failure to follow the precautions and instructions will void the warranty.

In the event that the unit needs to be repaired, please return the unit to ISP Technologies directly. Simply repack the unit, send a copy of the original receipt, a note stating the problem, and send it to:

ISP Technologies, LLC
5479 Perry Drive Unit B
Waterford, MI 48329
Attn: Repair Dept.

All shipping charges must be fully prepaid.

ISP will not be responsible for any damages incurred in shipping of any unit. Any claim will need to be settled with the shipping company.

The warranty will be voided if the serial number has been tampered with in any way.

The warranty card must also be filled out and returned in order to activate the warranty.

Should you have any questions for the repair department prior to returning the product please call 1-(248)-673-7790

NOTE: This Product may be covered under one or more of the following patents or patents pending: 7,035,413; 6,944,305; 6,931,134; 6,831,514; 6,091,013



ISP TECHNOLOGIES, LLC
5479 PERRY DRIVE UNIT B
WATERFORD, MI. 48329
248-673-7790
FAX: 248-673-7696
www.isptechnologies.com